

## MGMT TOOLS & HARDWARE PVT. LTD.



STATE HIGHWAY, NR. TAVADIYA CROSS LANE,  
SIDDHPUR - 384151, DIST - PATAN, (N. GUJ), INDIA.  
PH :- +91 2767 221452 - FAX :- +91 2767 223252  
E-MAIL :- [info@mgmttools.in](mailto:info@mgmttools.in) / [mgmtunjha@yahoo.co.in](mailto:mgmtunjha@yahoo.co.in)  
WEB URL: <http://www.mgmttools.in>  
[www.toolscabinets.com](http://www.toolscabinets.com), [www.vibrationmotorsindia.com](http://www.vibrationmotorsindia.com)  
[www.toolsstorageindia.com](http://www.toolsstorageindia.com) / [www.toolboxesindia.com](http://www.toolboxesindia.com)

## MGMT - 6DC Tool Trolley 6 Drawer + 1 Cabin



Stable standing secured by locking castors



Removable drawers with ball bearings, 100% extendable



Both side CRUCIFIX perforation for tools hanging



Application / Assembly wise easy distribution of tools

Static load capacity - 500 Kgs.



1 Strong handle for easy action

2 Central locking with cylindrical key

3 Load capacity 40 Kgs. to 70 Kgs. per drawer depending on drawer size

4 Even load distribution while opening & closing

5 Bottom cabinet for heavy tools

6 Electro powder coating to resist scratch and better paint life

Dimensions :- 720W X 425D X 975H

## MGMT - 5D Tool Trolley 5 Drawer



Stable standing secured by locking castors



Removable drawers with ball bearings, 100% extendable



Both side CRUCIFIX perforation for tools hanging



Application / Assembly wise easy distribution of tools



1 Strong handle for easy action

2 Central locking with cylindrical key

3 Load capacity 40 Kgs. to 70 Kgs. per drawer depending on drawer size

4 Even load distribution while opening & closing

5 Electro powder coating to resist scratch and better paint life

Static load capacity - 300 Kgs.

Dimensions :- 720W X 425D X 900H

## MGMT - 7DE Tool Trolley 7 Drawer (Economy)



Stable standing secured by locking castors



Removable drawers with ball bearings, 100% extendable



Both side CRUCIFIX perforation for tools hanging



Robust wheel design which gives better protection from toppling



Static load capacity - 300 Kgs.

High performance castors maintain direction and maneuverability even with maximum load

- 1 Strong handle for easy action
- 2 Central locking with cylindrical key
- 3 Load capacity 30 Kgs. to 60 Kgs. per drawer depending on drawer size
- 4 Bottom drawer for heavy tools
- 5 Electro powder coating to resist scratch and better life
- 6

Dimensions :- 720W X 425D X 1000H

## MGMT - 5DE Tool Trolley 5 Drawer (Economy)



Stable standing secured by locking castors



Removable drawers with ball bearings, 100% extendable



Both side CRUCIFIX perforation for tools hanging



Application / Assembly wise easy distribution of tools



Static load capacity - 200 Kgs.

- 1 Strong handle for easy action
- 2 Central locking with cylindrical key
- 3 Load capacity 25 Kgs. to 45 Kgs. per drawer depending on drawer size
- 4 Even load distribution while opening & closing
- 5 Electro powder coating to resist scratch and better paint life

Dimensions :- 720W X 425D X 900H

## MGMT - 3DCE Tool Trolley 3 Drawer + 1 Cabin (Economy)



Stable standing secured by locking castors



Removable drawers with ball bearings, 100% extendable



Both side CRUCIFIX perforation for tools hanging



Application / Assembly wise easy distribution of tools



Dimensions :- 720W X 425D X 750H

## MGMT - 3T Tray Trolley



Dimensions :- 670W X 385D X 790H

## MGMT - TB3C Tool Box 3 Compartment



Static load  
capacity - 15 Kgs



- 1 Strong handle for easy action.
- 2 Load Capacity 2 Kgs. To 5 Kgs. Per compartment
- 3 Electro powder coating to resist scratch and better paint life.
- 4 Application / Assembly wise easy distribution of tools. lockable with pad lock.
- 5 PVC sleeve on handle for better grip.

Dimensions :- 450L X 200W X 150H / 525L X 200W X 150H

## MGMT - TB5C Tool Box 5 Compartment



Static load  
capacity - 20 Kgs.



- 1 Strong handle for easy action.
- 2 Load capacity 2 Kgs. To 5 Kgs. Per Compartment
- 3 Electro Powder Coating to resist scratch and better paint life.
- 4 Application / Assembly wise easy distribution of tools. Lockable with pad lock.
- 5 PVC sleeve on handle for better grip.

Dimensions :- 450L X 200W X 200H / 525L X 200W X 200H

### MGMT - PPBT PP Bag Trolley

&

### MGMT - GBT Gunny Bag Trolley



Load capacity 50 Kgs. to 80 Kgs.



Load capacity 50 Kgs. to 100 Kgs.

PPBT

Electro powder coating to resist scratch and better paint life.

All weldable construction.

Heavy duty fiber & rubber wheels



GBT



### MGMT - DCT Dual Cylinder Trolley

&

### MGMT - SCT Single Cylinder Trolley



DCT

Electro powder coating to resist scratch and better paint life.

Includes accessory tray.


Strong handle for easy action.

All weldable construction.

Easy to carry cylinders with adjustable locking chain



SCT



## MGMT - BT Barrel Trolley



Load capacity 200 Kgs. To 250 Kgs.



- 1 Electro powder coating to resist scratch and better paint life.
- 2 All weldable construction.
- 3 Heavy duty rubber wheels with roller bearings and foot bar for leaning the trolley.

## MGMT - CT Carton Trolley



Load capacity 100 Kgs. To 150 Kgs.



- 1 Electro powder coating to resist scratch and better paint life.
- 2 All weldable construction.
- 3 Heavy duty rubber wheels with ball bearing.

## MGMT - PT Platform Trolley



Load capacity 200 Kgs. To 300 Kgs.



- 1 Electro powder coating to resist scratch and better paint life.
- 2 All weldable construction.
- 3 Heavy duty rubber wheels with bearings.
- 4 Removable handle.

Dimensions :- 600W X 1000L X 250H

## MGMT - WB Wheel Barrow



Load capacity 500 Kgs. To 750 Kgs.



- 1 Electro powder coating to resist scratch and better paint life.
- 2 All weldable construction.
- 3 Heavy duty tractor design rubber wheels with bearings.

Dimensions :- 710W X 960L X 300D



## SAFETY SHOES



Antistatic



Antiskid



Oil / Acid  
resistant



Impact  
resistant



Shock  
damper



Genuine  
safety  
leather



Nail proof



Electric  
shock  
proof



**Blackburn**

## VIBRATION MOTOR



- 1 Frame Ms-Cast body (Heavy duty).
- 2 Winding class A, B, E, F, Insulation type.
- 3 Range available 0.25 HP To 10 HP. In 960 / 1400 / 2800 RPM, Foot & Flange Mounted.
- 4 Standard ball bearing series are over dimensional in relation to the high speed and strong load to offer increased operational reliability.
- 5 Drive shaft is made of EN 8 material of tested quality in order to withstand high torque depending on centrifugal force.

- 6 Field operation temperature :- Vibratory motor are design to work from -30° to + 50° Temperature continuously at maximum centrifugal force.




# VALVES



Ball valves  
Jacketed ball valves  
Gate valves  
Cast steel (WCB) valves  
Control valves  
Butterfly valves  
Forged steel valves  
Strainers

Steam traps  
Gun metal valves  
Wafer check valves (NRV)  
Non slam check valves (DCV)  
Polypropylene valves  
Sight glass valves  
SS solid bar stock valves  
Needle valves

# PERFORATED SHEETS



- 1 Available in Square hole / Round hole / Triangular hole / Oblong hole Etc.
- 2 MOC : MS / CRC / GI / SS / Brass / Copper.
- 3 Made on CNC turret punch press.